

Kenya

An Electronic Travel Authorisation (ETA) application guide for
travellers to Kenya.

[↓ DOWNLOAD PDF](#)

[TABLE OF CONTENTS](#)



“Kenya now requires an Electronic Travel Authorisation (ETA) for most foreign visitors, replacing the previous visa system.”

TABLE OF CONTENTS

03	Apply for your ETA	→	04	Application checklist	→
05	Cost and processing time	→	06	Types of ETA	→
07	Any questions? Reach out now	→			

ENTRY REQUIREMENTS

Apply for your ETA

In January 2024, Kenya replaced its visa system with an Electronic Travel Authorisation (ETA). The ETA is delivered electronically and tied directly to your passport. Most travellers must obtain one online before travelling to Kenya, excluding the visa-exempt countries listed on the official portal.


Start your application at the [official Kenya ETA portal](#), or use Sherpa for an assisted, passport-specific application. Your safari specialist will guide you through any questions along the way.

CHECK VIA SHERPA

[US passport](#) · [UK passport](#) · [Australian passport](#)

Travelling on a different passport? Click any link above and change the country of passport issue on Sherpa.

"An ETA is required before you fly. Apply at least three weeks in advance to avoid any delays."



ENTRY REQUIREMENTS

Application checklist

The required information varies depending on the ETA type, but all travellers must provide the following essential documents.

Passport

Must be valid for at least six months after arrival and have one blank page.

Recent passport-style photograph

A current, clear headshot that meets standard passport photo specifications.

Photo of passport biometric page

A clear scan or photograph of the personal-details page of your passport.

Contact details

Email address and phone numbers, in case the immigration authorities need to reach you.

Itinerary confirmation

Confirmed flight or travel itinerary covering your entry and exit from Kenya.


Proof of accommodation booking

Lodge, hotel or camp confirmations for each night of your stay.

Vaccination certificate (Yellow Fever)

A valid Yellow Fever vaccination certificate where required by your travel route.

"It's important to ensure that you have all necessary documents ready for your application."



ENTRY REQUIREMENTS

Cost and processing time

Here is an overview of ETA fees and processing times. Fees depend on the ETA type and how long you intend to use it.

FEES

Fees and payments

Fees vary depending on the ETA type. A 90-day single-entry ETA is the standard option for most safari travellers; a 5-year multiple-entry ETA is also available for frequent visitors at a higher fee.

No refunds are available on ETA applications, so confirm the correct ETA type before paying.

“Make sure to prepare the correct fee based on the ETA type you are applying for.”

PROCESSING TIME

When to apply

The official minimum processing time is three working days, and most ETAs are approved well within that window.

We recommend starting the application process at least three weeks before your travel date to avoid delays.

ENTRY REQUIREMENTS

Types of ETA

We strongly recommend starting the application process at least three weeks before your travel date to avoid delays.

90-day single-entry ETA

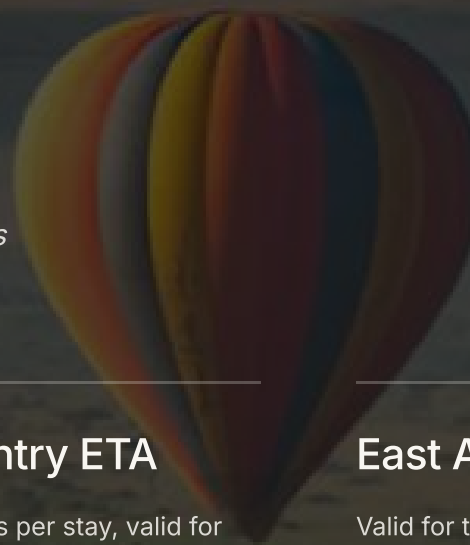
Single entry, up to 90 days' stay, must be used within 90 days of issue. The standard option for most safari travellers.

5-year multiple-entry ETA

Multiple entries, up to 90 days per stay, valid for use within 5 years of issue. Useful for frequent visitors and split itineraries.

East Africa Tourist Visa

Valid for three months and covers Rwanda, Uganda and Kenya on a single trip. Apply through the Rwanda or Uganda authorities depending on your first port of entry.



SAFARI.COM INFO

Do you have any questions?

Please don't hesitate to reach out. Our team of safari specialists are here to support you every step of the way. A safari specialist will be in touch within as little as 15 minutes during working hours.

[DOWNLOAD PDF](#)

