

Uganda & Rwanda

An eVisa application guide for travellers to Uganda and Rwanda.

[↓ DOWNLOAD PDF](#)

[TABLE OF CONTENTS](#)



“Most travellers are required to apply for a visa to enter Uganda or Rwanda, except for those from visa-exempt countries, which can be viewed on the official websites.”

03	Apply for your eVisa	→	04	Application checklist	→
05	Visa cost and processing time	→	06	Types of visas	→
07	Any questions? Reach out now	→			

VISA REQUIREMENTS


Apply for your eVisa

Apply for a visa online through the official Rwanda and Uganda eVisa portals. Most travellers are required to apply for a visa to enter Uganda or Rwanda, except for those from visa-exempt countries, which can be viewed on the official websites.

[APPLY FOR RWANDA EVISA](#)

[APPLY FOR UGANDA EVISA](#)

Travellers are required to apply for a visa to enter Uganda or Rwanda. Visa-exempt countries can be viewed on the official websites.



Application checklist

The required information varies depending on the visa type. All travellers must provide the following essential documents, although the specific information required may vary depending on the visa type.

Passport

Must be valid for at least six months after arrival, with a minimum of six blank pages. Note that this differs from Kenya, which only requires one blank page.

Recent passport-style photograph

A current passport-style photograph that meets the official portrait specifications.

Photo of passport biometric page

A clear scan or photograph of the biometric (photo) page of your passport.

Contact details

Email address and phone numbers reachable before and during your trip.

Itinerary confirmation

Confirmed flight and travel itinerary covering your time in country.


Proof of accommodation booking(s)

Confirmation for every lodge or hotel on your itinerary.

Vaccination certificate (yellow fever)

A valid yellow fever vaccination certificate is required for entry.

It's important to ensure that you have all necessary documents ready for your application.



VISA REQUIREMENTS

Visa cost and processing time

Here is an overview of eVisa fees and processing times, which may vary based on the country you are travelling to and the type of visa you are applying for.

VISA FEES & PAYMENTS

Fees vary depending on the type of visa required. Make sure to prepare the correct fee based on the type of visa you are applying for.

No refunds are available on visa applications.

PROCESSING TIME

Rwanda processing is typically three to seven working days. Uganda processing varies by case load and can take up to ten working days.


Start the application at least four weeks before your travel date to avoid delays.

CHECK VIA SHERPA FOR YOUR PASSPORT

Uganda [US passport](#) · [UK passport](#) · [Australian passport](#)

Rwanda [US passport](#) · [UK passport](#) · [Australian passport](#)

Travelling on a different passport? Click any link above and change the country of passport issue on Sherpa.



VISA REQUIREMENTS

Types of visas

We strongly recommend starting the application process at least four weeks before your travel date to avoid delays. Some visas are valid for up to 30 days or, in some cases, up to three months.

UGANDA SINGLE ENTRY

Valid for six months from issue, with a maximum stay of 90 days per entry. The standard option for safari travellers.

RWANDA ENTRY OPTIONS

Single-entry and multiple-entry visas are both available, valid for up to 90 days. Many nationalities can also obtain a 30-day visa on arrival.

EAST AFRICA TOURIST VISA

Valid for three months and covers Rwanda, Uganda and Kenya on a single trip. Apply through the country of first entry.

SAFARI.COM INFO

Any questions? Reach out now

Please don't hesitate to reach out. Our team of safari specialists are here to support you every step of the way. A safari specialist will be in touch within as little as 15 minutes during working hours.

[DOWNLOAD PDF](#)